



Primary Three Meet-The-Parents Session

Co-Curricular Activities (CCAs)



An Adaptive Learner, Empathetic Leader and Future-Ready Citizen



CCAs are a key component of students' holistic education. Through CCAs, students **discover their interests and talents**. CCAs also provide platforms for students to **develop their character, learn values, social emotional competencies** and other relevant skills such as time management.

CCA is not compulsory but strongly encouraged.

Students can choose from 4 CCA categories:

- Clubs and Societies
- Physical Sports
- Uniformed Groups
- Visual and Performing Arts



CCAs @ BTPS

Physical Sports

Basketball
Badminton
Football
Netball
Rugby
Wushu

Uniformed Groups

Boys' Brigade
Scouts

Clubs & Societies

Infocomm Club
RSVP Club

Visual & Performing Arts

Art Club
Brass Band
Choir
Drama Club
International Dance



What you need to know about CCAs

- ❑ 1 CCA per student
- ❑ Choice and opportunities
- ❑ Interest takes time to nurture.
- ❑ Resilience is developed when you do not give up.
- ❑ CCAs should NOT be just for DSA purposes.
- ❑ We try our best but it is not possible for every student to be in their first choice CCAs due to resource limitations and safety concerns.
- ❑ Students get to embark on the CCA Experience Programme before they decide on their three choices.



CCA Fair

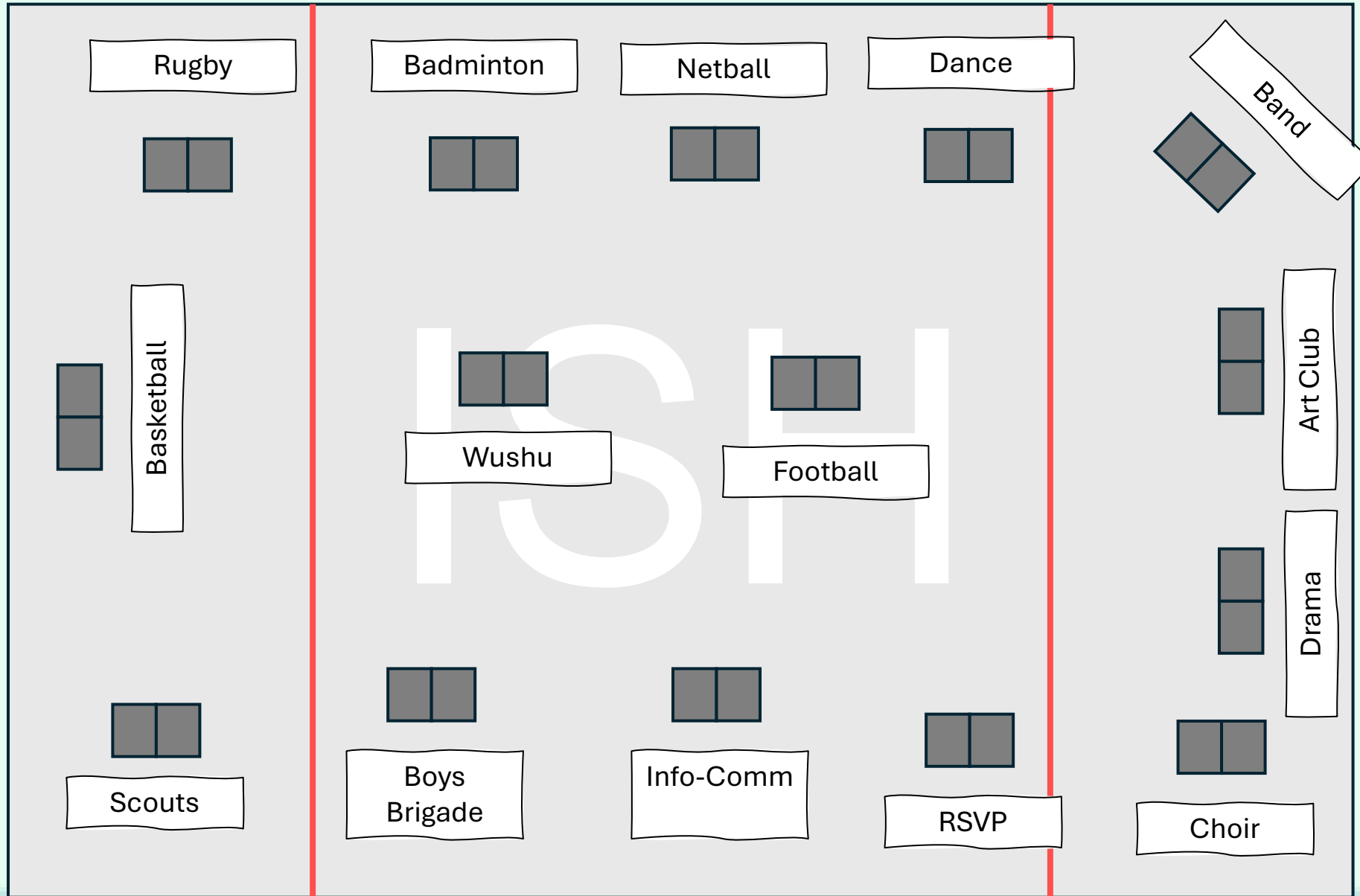


- Tour around the school, led by your child, to have a look at how the various CCAs are conducted.
- Visit the CCA booths at the ground level of the Indoor Sports Hall (ISH).
- Please leave the school compound by **2.45pm** to enable the school to prepare for the dismissal of students.

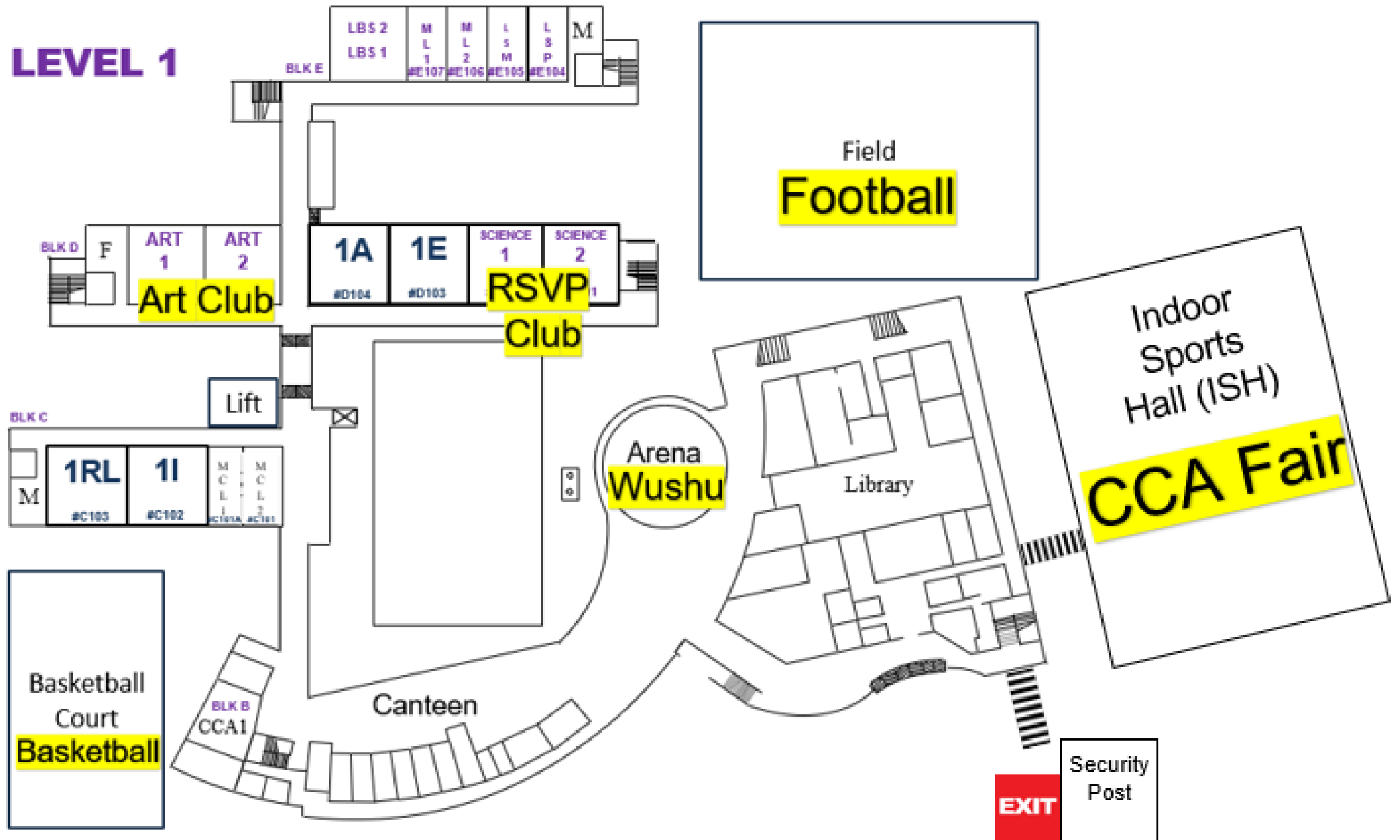


**Layout of CCA booths
and training locations**

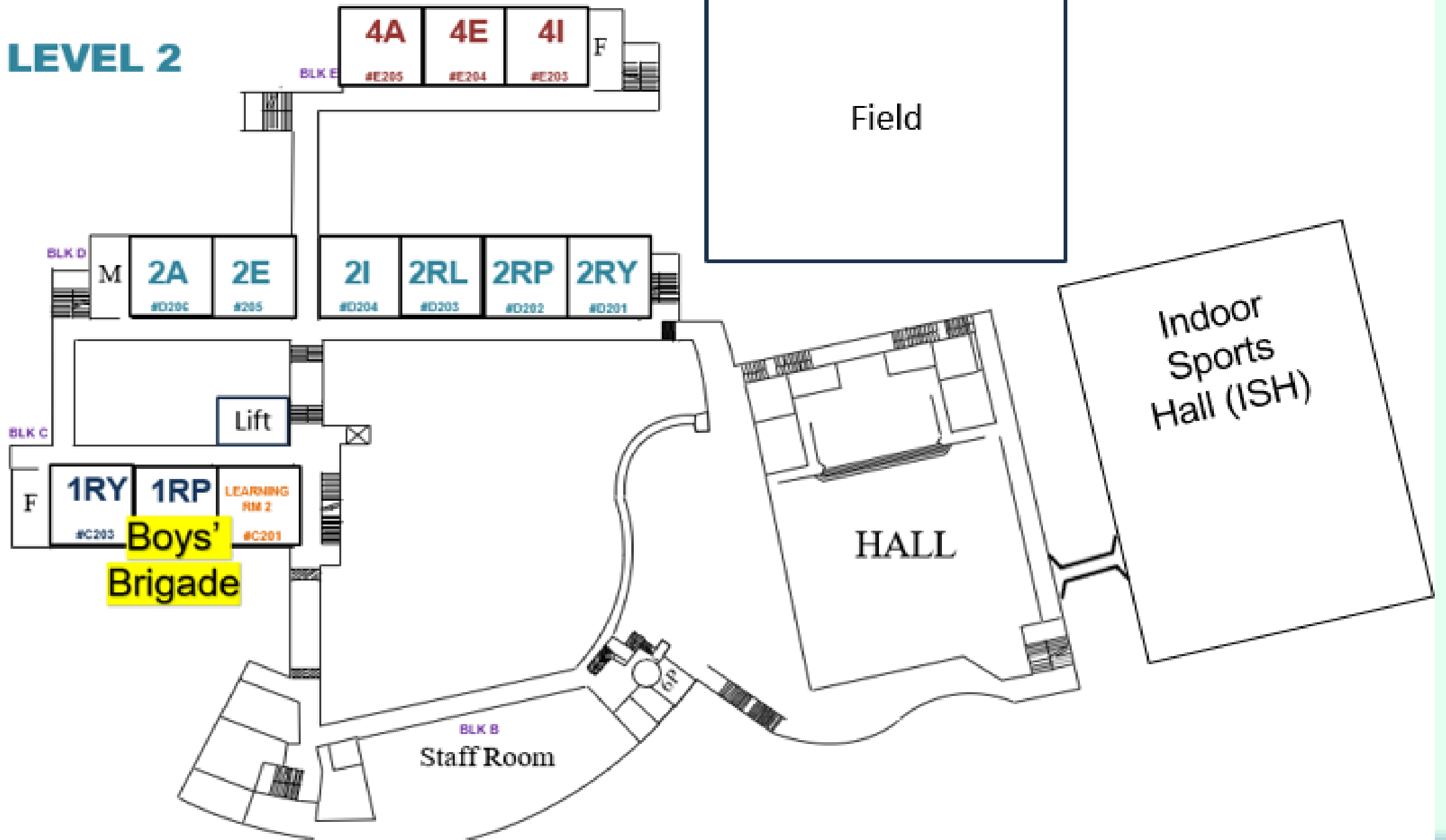
Layout of CCA Fair @ ISH Ground Level



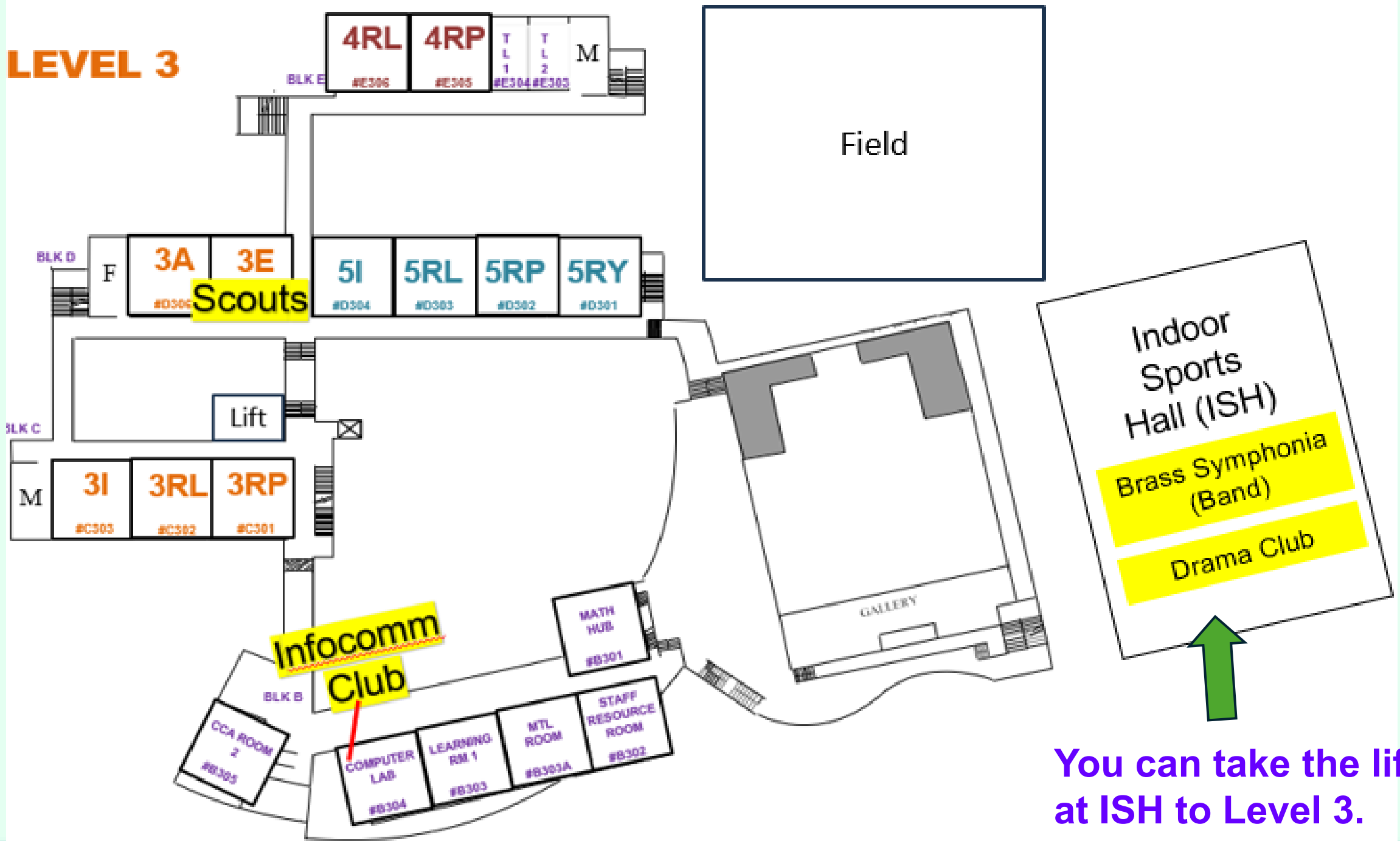
LEVEL 1



LEVEL 2

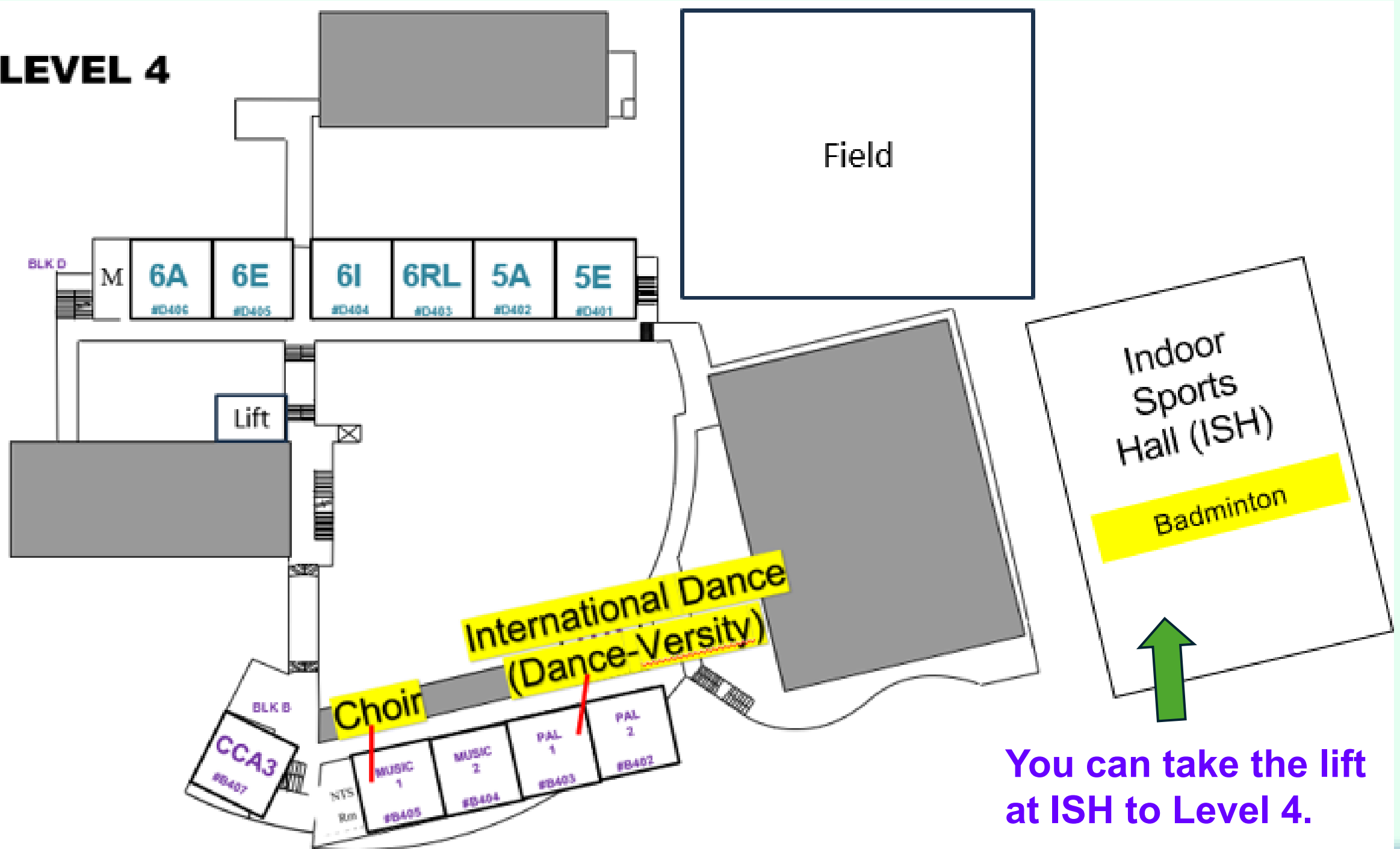


LEVEL 3



You can take the lift at ISH to Level 3.

LEVEL 4



You can take the lift at ISH to Level 4.

P3 CCA Experience

- Allows students to try out 3 different CCAs from T1W6 to T1W8
(11, 18 & 25 February 2025, Tuesday)
- Rugby CCA Experience from T1W7 to T1W8
(19 & 26 February 2025, Wednesday)
- First-come-first-served basis (20 slots per CCA per week)
- A PG message will be sent after the CCA Fair for sign-ups.
- Participation is optional and does not affect the final CCA allocation.



Choice of CCA Experience 2025




'Oops! I meddled with my child's CCA choices'

With CCA season upon us, writer Linda Lee shares her look-back-and-laugh misadventures in trying to get her son to pick activities that had, well, no kick.

23 January 2025

Time Period	Activity
T1W5	
4 February (Tue)	P3 CCA Fair
4 February (Tue) From 5.00pm	<ul style="list-style-type: none"> You will receive a PG message with the registration link for the CCA Experience Programme. Though sign-ups for a CCA experience is on a first-come-first-served basis, there are sufficient places (20 slots/CCA/week). If you do not get a slot in the 1st week, try for a slot in the 2nd or 3rd week.
7 February (Fri) 5.00pm	Registration for CCA experience closes



CCA Experience & Final CCA Selection

Time Period	Activity
T1W6 – T1W8	
11, 18 & 25 February (Tue) 1.00pm – 3.00pm	<ul style="list-style-type: none">• CCA experience based on the CCA that your child/ward has selected for each week• School bus transport is available at 3.00pm.
19 & 26 February (Wed) 2.00pm – 4.00pm	<ul style="list-style-type: none">• CCA experience for Rugby• School bus transport is not available.
T1W8	
24 – 28 February	<ul style="list-style-type: none">• CCA Selection Exercise• PG message will be sent on 24 February.

(Not compulsory but good to have!)



Allocation of CCA

Time Period	Activity
T1W10	
By 14 March (Fri)	Result of CCA allocation sent via PG
T2W1	
From 25 March (Tue)	CCA commences for P3 students



CCA is a place for our students to **grow, learn,** and **have fun**. Let's help them to set personal goals and take this opportunity to develop:

- Commitment
- Resilience
- Confidence
- New friendships





Thank You



Layout of CCA booths
and training locations