

GETTING STARTED WITH SINGAPORE STUDENT LEARNING SPACE

Instructions for Students

SYSTEM REQUIREMENTS

1. The Singapore Student Learning Space (SLS) is accessible through the internet browsers on either Windows PC, Mac, iPad or Android tablets (with screen size larger than 7 inches for good user experience).

LOGIN

2. SLS can be accessed from <https://learning.moe.edu.sg>. The username can be found in the cover letter while the password will be communicated to you separately.

SINGAPORE
STUDENT
LEARNING
SPACE



Fig. 1a: Login Page

PASSWORD RESET

3. If you have forgotten your password, you can reset it via the following methods:
- password reset using password reset link,
 - password reset using security questions,
 - contact your School-based Helpdesk, or
 - contact the SLS Helpdesk.

Password Reset using Password Reset Link

4. Perform the following steps to reset the password using **Password Reset Link Method**:

- Click the **"Forgot Password"** link at the login page (refer to Fig. 2a).



Fig. 2a: “Forgot Password” Link

- b. You will need to enter your username (refer to Fig. 2b).



Fig. 2b: “Enter Your Username” Field

- c. Select “Send a password reset link to your email” and click **Submit** (refer to Fig. 2c).



Fig. 2c: “Password Reset Link via Email” Method

- d. An email with the password reset link will be sent to your email address (refer to Fig. 2d). Click the reset password link in the email to bring you to the **Reset Password** Page. The link is valid for 20 minutes.

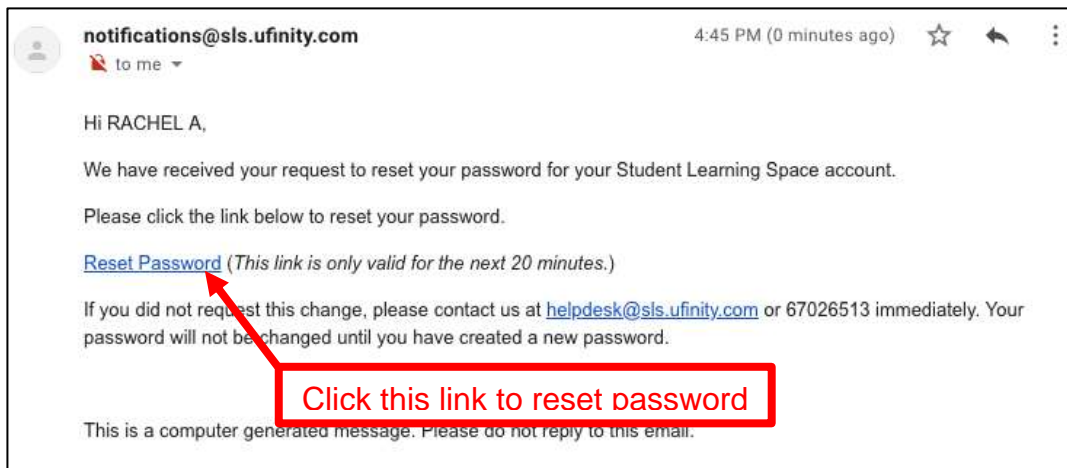


Fig. 2d: “Reset Password” Link

- e. In the **Reset Password** page, enter a new password (refer to Fig. 2e). You will need to enter the new password twice to confirm that you have entered it correctly. Then click **Submit**.

Reset Password

New Password

Confirm New Password

SUBMIT

Password Guidelines

Password should be at least 8 characters using a combination of numbers and letters.

Fig. 2e: “Reset Password” Page

- f. If your password was successfully reset, you will be brought to the SLS login page.

Password Reset Using Security Questions

5. Perform the following steps to reset the password by using **Security Questions**:

- a. Click the “Forgot Password” button at the login page (refer to Fig. 3a).




Fig. 3a: “Forgot Password” Link

- b. You will need to enter your username (refer to Fig. 3b).

Fig. 3b: “Enter Your Username” Field

- c. Select “Answer the Security Questions” and click **Submit** (refer to Fig. 3c).

Fig. 3c: “Password Reset Link via Security Questions” Method

- d. In the “Security Questions” page, key in the answers to the security questions (refer to Fig. 3d). Please note that the answers are case-sensitive. Click **Submit**.

Fig. 3d: “Security Questions” Page

- e. If you have answered the security questions correctly, you will be brought to the **Reset Password** page (refer to Fig. 3e). You will need to enter the new password twice to confirm that you have entered it correctly. Then click **Submit**.



Fig. 3e: “Reset Password” Page

- f. If your password was successfully reset, you will be brought to the SLS login page.
- g. If you have answered the questions incorrectly, you will be brought to the **Password Reset Unsuccessful** page (refer to Fig. 3f). Click on the **Retry** button to try again. You can attempt this up to **10 times** before your account is locked for security reasons.

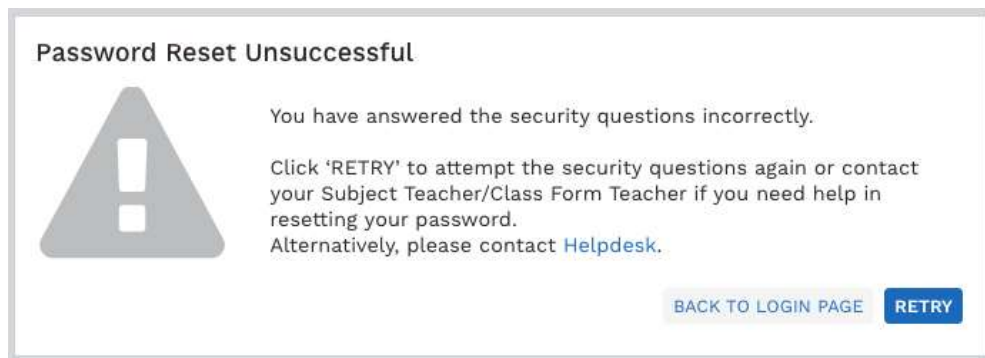


Fig. 3f: “Password Reset Unsuccessful” Page

SLS SUPPORT

School-based Helpdesk

6. If you are experience any login issues, please contact the School-based Helpdesk first (Tel: 6733 7911).

SLS Helpdesk

7. Alternatively, you may contact the SLS Helpdesk. You will need to answer the security questions to verify that you are the legitimate account holder.

Email: helpdesk@sls.ufinity.com

SLS Helpdesk Tel: (65) 6702 6513

Operating Hours

Mondays — Fridays: 9:00 am — 9:00 pm

Saturdays: 9:00 am — 3:00 pm

*Closed on Sundays & Public Holidays

FREQUENTLY ASKED QUESTIONS

Q1 : I have forgotten my password. What should I do?

Please refer to **paragraphs 3-7** in **Annex A**. You may refer to go.gov.sg/loginissues for all login issues.

Q2 : I have forgotten my username. What should I do?

The format of your user name is a combination of the first 5 characters of your Name, the last 4 digits and the letter of your NRIC/FIN/BC, e.g. (RACHE1234Z).

In rare cases, two or more students might share the same 10 characters. In such cases, their username may be affixed with a number, e.g. (RACHE1234Z_01).

If you are still not sure of your username, please approach your teacher.

Q3 : My account has been locked. What should I do?

Your account will be locked after **10 consecutive** attempts to log in with an incorrect password.

Please approach your school's SLS administrators to unlock your accounts.

Alternatively, you may call the SLS Helpdesk to unlock your account. You will need to answer the security questions to verify that you are the legitimate account holder. Please refer to paragraph 10 in Annex A for the contact details.

Q4 : I used the "Password Reset Link Method" but I cannot find my password reset email. What can I do?

If you cannot see the email in your inbox, it may be in the spam or junk email folder. It is also possible that you have not keyed in or verified the email address in SLS.

Note: The URL in the email will expire within 20 minutes. If the URL has expired, go to the login page and select "Forgot Password" to try again.

Q5 : Can I change the security questions?

Students can log in to SLS to change the answers to their security questions. However, the questions are fixed.

Q6 : What are the Operating System and Browser Requirements for SLS?

SLS is accessible through internet browsers on either Windows PC, Mac, iPad or Android tablets. For a good user experience, tablets should have a screen size of at least 7 inches. However, a small number of resources may not work on tablets due to missing plugins. Currently, SLS is not fully optimised to display on mobile phones even though users can access the system and resources. The recommended operating systems and browsers are:

Operating System	Browser
Microsoft Windows 7 SP1 and Windows 8.1	<ul style="list-style-type: none">• Google Chrome 64 and later
Microsoft Windows 10	<ul style="list-style-type: none">• Google Chrome 64 and later• Microsoft Edge 17 and later
Mac OS X 10.9 and later	<ul style="list-style-type: none">• Safari 11 and later• Google Chrome 64 and later
iOS 11 and later	<ul style="list-style-type: none">• Safari 11 and later
Android 5 and later	<ul style="list-style-type: none">• Google Chrome 64 and later
ChromeOS	<ul style="list-style-type: none">• Google Chrome 64 and later