

Using CamScanner

How to use CamScanner (for homework submission)

CamScanner allows you to use your camera on your mobile phones like a scanner anywhere. It enhances the image to make it clearer. You can also save multiple images as a PDF document. Handy for submission of multiple pages of homework!

Adapted from <https://drive.google.com/file/d/1NsvhOM0D7a-AQUFJT1dHp8DebaV144lr/view>



Android

[Click to download for Android](#)



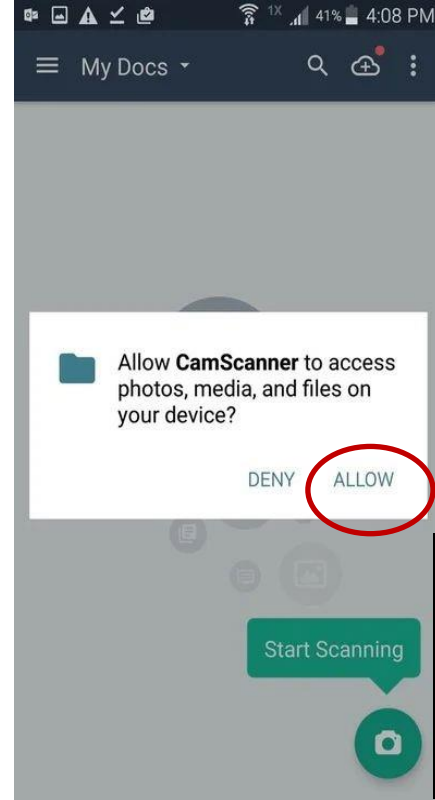
iPhone

[Click to download for iPhone](#)

You can also search 'CamScanner' on PlayStore/AppStore.
Download the **free** version.
Please do not upgrade to a Premium Version, Basic is good enough to complete your HBL task. (Premium version is not FREE)



Click on 'Use Now'.
No need to sign in
or register.



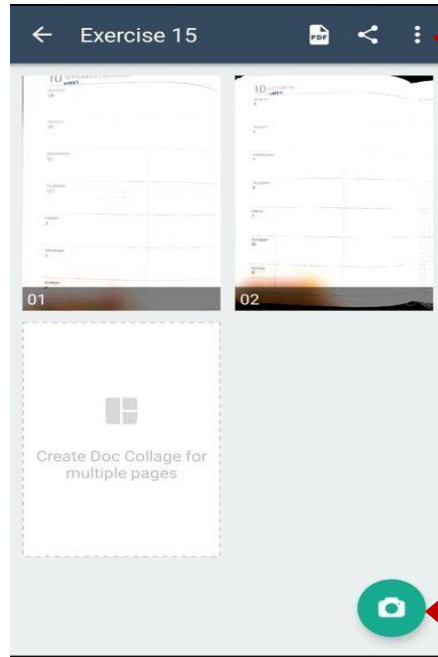
This will allow
CamScanner to
save files on
your phone.

Click on 'Start Scanning' once you are ready.



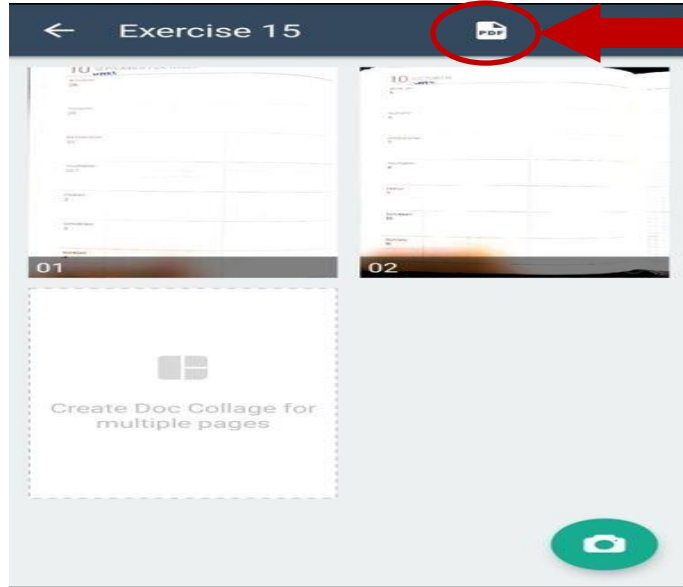
Adjust the grids to frame your work properly.

Press Next once you are done scanning.



Click for more options (rename, email to self)

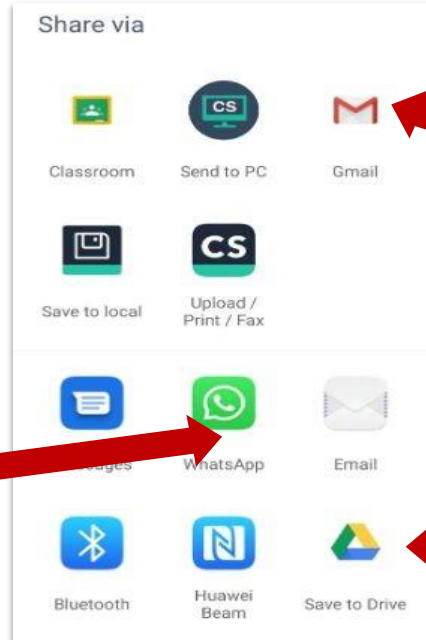
Click to add more pages



Click on PDF,
then **Share**.

Select “PDF” as the format of the file you want to share. The app will then consolidate all your scanned pages as one PDF file. On the next screen, click “Share”.

Choose an option.



Email the teacher

You can WhatsApp
your teacher directly

You can save to your
GoogleDrive for later.