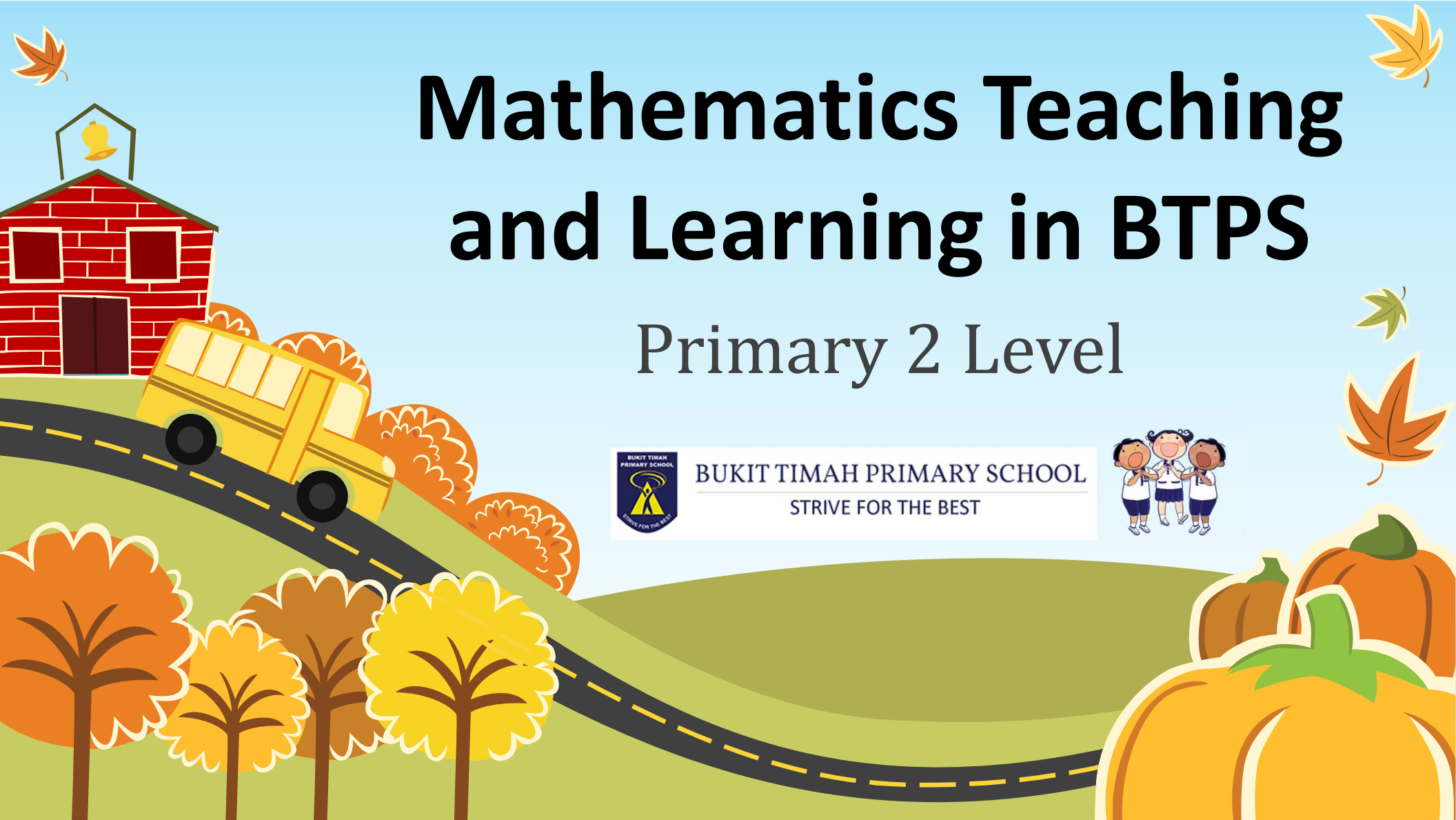





Mathematics Teaching and Learning in BTPS

Primary 2 Level







BUKIT TIMAH PRIMARY SCHOOL
STRIVE FOR THE BEST







Develop the **Love** for **Mathematics** through engaging learners in the acquisition of the **Basics** with Fun

- Mastering the basic concepts is an important part of early maths education.
 - Math lessons at BTPS are infused with more hands-on and manipulative-based activities to keep maths fun and practical.
 - Through the use of manipulatives, students learn the skill of observing, extending patterns and forming relationships between existing and new found information.
- 
- 
- 
- 





Mathematics Teaching & Learning

C-P-A Approach

- 
- 
- Introduce topics through hands-on activities that leverage on conceptual development.
 - Infuse interactive activities for students to experience the joy of learning Mathematics.
 - Encounter mathematics in an authentic way to make meaning to learning.



IBL- TR

- 
- 
- Use of mathematics journaling in Thinking of Mathematics (TOM) to encourage creative and critical thinking as well as reasoning and communication skills.
 - Thinking routines include “What makes you say that?” and “I see, I think, I wonder.” will be used in Primary 2.





Mathematics Teaching & Learning in BTPS

Programmes for Mathematics Learning

- 
- 
- Primary 2 LSM (continuity from P1) – Supporting mathematics learning (selected students)
 - Primary 2 Mathematics Learning Day – Connecting Maths learning to the real world



Resources

- 
- 
- Textbooks and Workbooks
 - Heuristics Booklet: Look for a pattern, Model drawing, Draw a Diagram & Make a List
 - TOM Journal
 - Mental sums
 - Koobits





Primary 2 New Syllabus

A spiral approach is adopted in the building up of content across levels.




Build up from Primary 1	New topics in Primary 2
Whole Numbers	Model Drawing
$+$, $-$, \times , \div	Fractions
Length and Mass	3-Dimensional Figures
Money	Volume
Picture Graphs	
Time	








Mathematics Assessment in BTPS

No Weighted Assessment (similar to Primary 1)



Instead, there will be various mode of **formative assessment** implemented to monitor your child's progress and to ensure that learning is taking place.



- Worksheets (topical, mental sums and heuristics)
 - Performance tasks
 - Bite-size reviews
 - Journals
 - Class-based activities and ICT enriched activities
- 
- 

Mathematics Assessment in BTPS

Feedback to parents

- Topical worksheets will be sent home for parent's acknowledgement after the completion of each topic.
- Files will be sent home for parent's acknowledgement termly.
- Self-assessment checklist will be pasted in TOM and sent home for parent's acknowledgement after the completion of each topic.
- Reporting of progress through **Learning Outcomes** (shared during Principal's briefing).

Primary 2 Math Self-Assessment Checklist
Term 1
Chapter 1: Numbers to 1000

Name: _____ Class: 2 _____

Tick the column that best describes your understanding of the Math concepts in this chapter.

My Learning		
I know how to...	😊	😞
1. Count from 0 to 1000		
2. Write numbers in words up to 1000		
3. Arrange numbers to 1000 in order		
4. Compare and order numbers		

I am still unsure about or I need to work on:

Teacher's Acknowledgement:

Parent's Signature:

Partnership with Parents

How can you help your child?



- Revise the work that we have done in class with your child.
- Monitor their homework, eventually work towards them taking ownership of their own learning.
- Help them to familiarize themselves with the multiplication tables. You can relate to real life examples to help them. For example, a packet of Yakult has 5 bottles. 3 packets of Yakult will have 15 bottles.
- Encourage them to draw models to solve word problems.
- Encourage them to cultivate a habit of checking their work after completion.



Thank
you

